



Assembly Instructions

StartLite® Racing Hose with Reusable Fittings

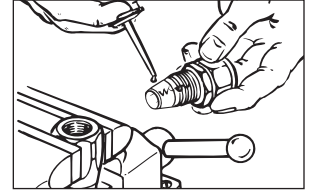
StartLite™ Racing Hose (with Reusable Fittings)



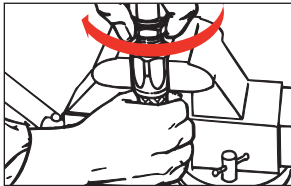
Step 1. Cut hose square to length with Aeroquip Performance Products Cut Off Tool (FT1258) or similar cutting device.



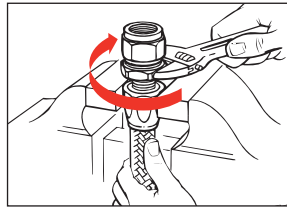
Step 2. Insert hose in socket with twisting, pushing motion until hose is in line with back of socket threads.



Step 3. Lubricate inside of hose and nipple threads liberally using S.A.E. 30 lubricating oil or Aeroquip Performance Products FBM3553 Hose Assembly Lube and socket threads while holding hose in position with other hand. Make sure hose does not push out of socket.



Step 4. Carefully insert nipple and engage nipple and socket threads while holding hose in position with other hand. Make sure hose does not push out of socket.



Step 5. Complete assembly using wrench while continuing to hold hose in position. Maximum allowable gap is .031 inches. Your thumbnail is a convenient measuring device. Do not over-tighten to a point where there is no gap.

Notes:

- Greater resistance can be expected as compared to Aeroquip Performance Products AQP® Racing Hose.
- To disassemble, reverse steps.
- It is recommended that all hose assemblies be proof pressure checked at twice the operating pressure using a proof test stand such as the Aeroquip Performance Products FT1058 stand.

StartLite® Hose Routing Procedure

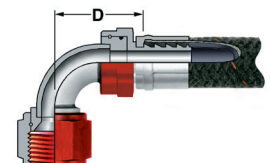
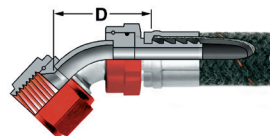
In most vibration applications, it may be necessary to restrain, protect, or guide the hose to protect it from damage caused by unnecessary flexing or contact with other mechanical components. Care must be taken to ensure such restraints do not introduce additional stress or wear points. StartLite® hose, when used with reusable fittings in a high vibration applications, should be supported approximately every 12 to 14 inches.

How To Determine Hose Assembly Lengths

To determine the "J" length (cut length of hose) from "L" length (overall length), deduct "D" dimensions of both end fittings. Consult fitting information tables for "D" dimensions.



L = Overall Length
J = Cut Length of Hose
D = Fitting Length



FBM3553 Hose Assembly Lube

Aeroquip Performance Products Hose Assembly Lube is a specially compounded lubricant superior to any other lubricant used in hose assembly work. Available in pint containers.



Use for either hand or machine assembly.

Compliments of Aeroquip Performance Product team. For for more technical information please visit Aeroquipperformance.com

For more information on these and other AQP Performance Products see the catalog Aeroquip Performance Products by Eaton A-SPPE-CC001-E

Warranty For warranty information, please visit www.eaton.com/hydraulics/warranty.

www.eaton.com